



# Changing Your iNaturalist Licence

iNaturalist is an easy-to-use app that is particularly useful if you are new to recording your wildlife observations or need a little help as you develop your identification and field skills.

For more information on how to download and create an account, please see our 'Recording Apps – how to create an account' help document.

If you already have an iNaturalist account and would like to find out how to share your iNaturalist records with Cumbria Biodiversity Data Centre (CBDC), please read on.

## Will my records be used by Cumbria Biodiversity Data Centre?

If you are using the default Creative Commons licence then CBDC will not be able to use your records. How do you know if you are using the default licence? If you have not changed it since setting up your iNaturalist account, then you will almost certainly be using the default. If you want CBDC to use your records to help inform biodiversity decision making across the county, then you will need to change this licence.

## Why do I need to change the iNaturalist Creative Commons licence?

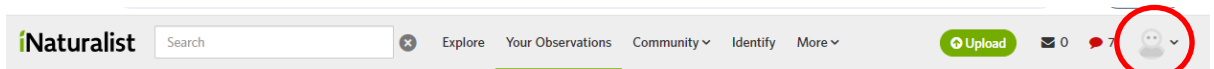
CBDC carries out commercial operations which funds our core activity. The default Creative Commons licence applied by iNaturalist only permits non-commercial use of your data. If you would like CBDC to use your data, you will need to change your licence to allow commercial use.

## How do I change my iNaturalist licence?

You will need to log in to your account on a web browser: we have not yet found a way to change the licence via the app (do get in touch with us if you have managed to change your licence through the app!).

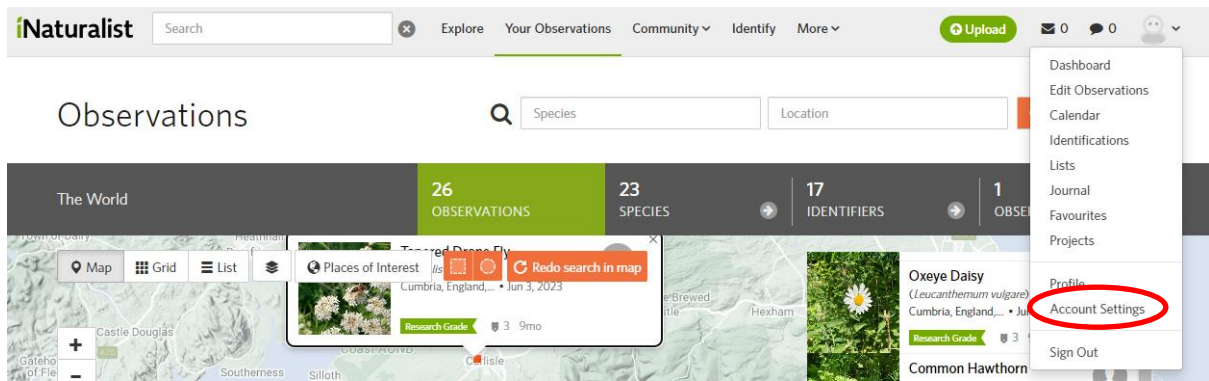
Once you have logged into your account via the website, follow these simple steps:

- From the top menu bar, select the dropdown arrow next to your profile picture (if you have one: a little grey blob if you don't yet have one!).

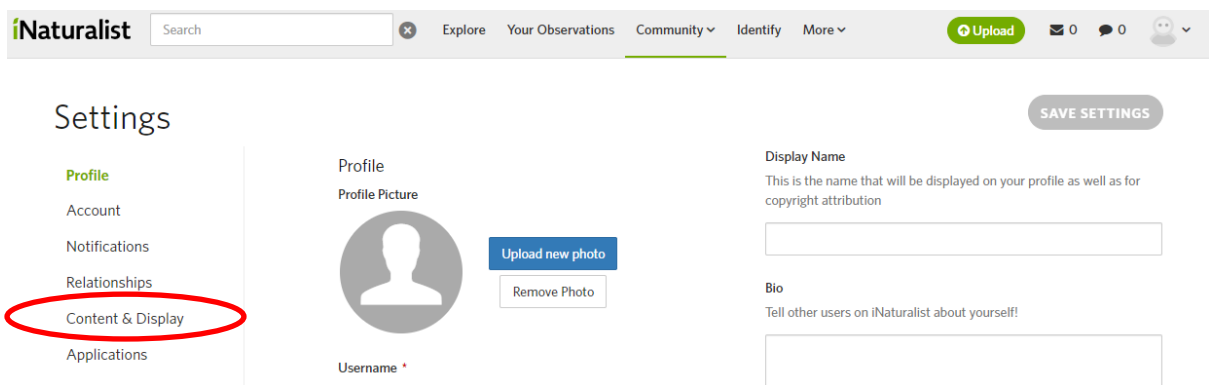


- From the options, select 'Account Settings' which is towards the bottom of the drop-down list.

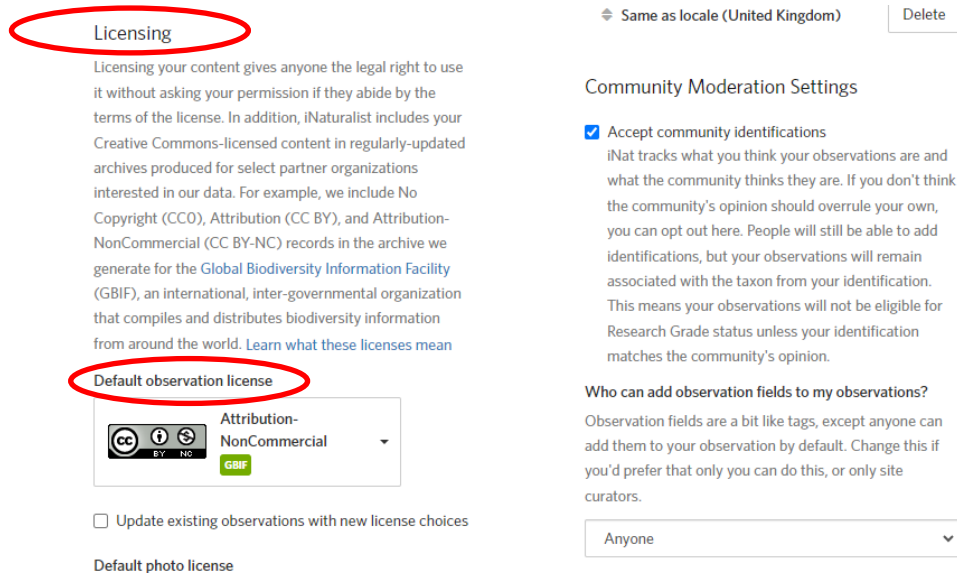
[Type here]



- In 'Account Settings', select 'Content & Display'.



- In 'Content & Display', scroll down till you see 'Licensing' in the first column.



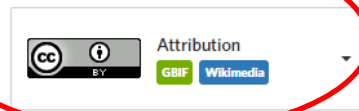
- There are three licences: observation, photo and sound. You only need to change the 'Default observation license' as CBDC will not use your photo or sound uploads.
- Change the 'Default observation licence' to Attribution (CC-BY) as shown below.

[Type here]

## Licensing

Licensing your content gives anyone the legal right to use it without asking your permission if they abide by the terms of the license. In addition, iNaturalist includes your Creative Commons-licensed content in regularly-updated archives produced for select partner organizations interested in our data. For example, we include No Copyright (CCO), Attribution (CC BY), and Attribution-NonCommercial (CC BY-NC) records in the archive we generate for the Global Biodiversity Information Facility (GBIF), an international, inter-governmental organization that compiles and distributes biodiversity information from around the world. [Learn what these licenses mean](#)

### Default observation license



Update existing observations with new license choices

### Default photo license

Same as locale (United Kingdom)

Delete

## Community Moderation Settings

Accept community identifications  
iNat tracks what you think your observations are and what the community thinks they are. If you don't think the community's opinion should overrule your own, you can opt out here. People will still be able to add identifications, but your observations will remain associated with the taxon from your identification. This means your observations will not be eligible for Research Grade status unless your identification matches the community's opinion.


### Who can add observation fields to my observations?

Observation fields are a bit like tags, except anyone can add them to your observation by default. Change this if you'd prefer that only you can do this, or only site curators.

Anyone

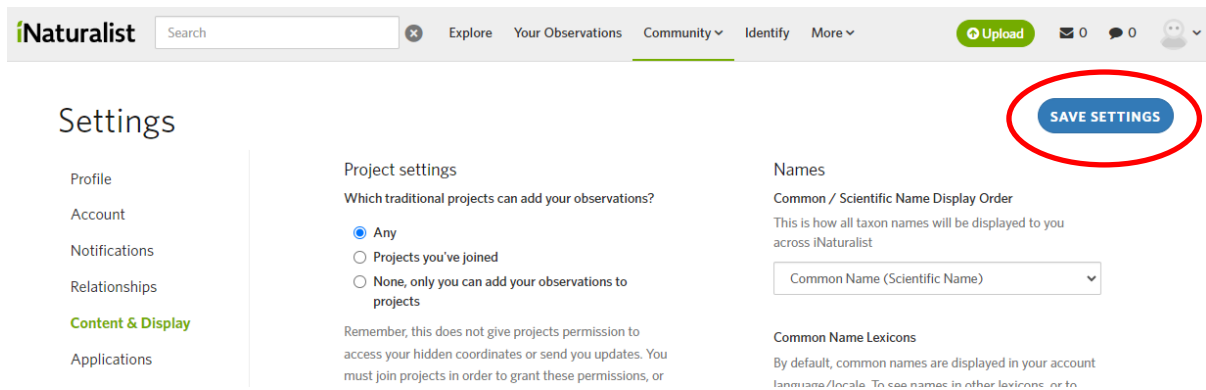
- Select the box underneath the licence to 'Update existing observations with new license choices' to back date this licence change. This will update all your previous records and allow CBDC to access all your old records!

### Default observation license



Update existing observations with new license choices

- Remember to save your settings! Scroll up or down the page to see the blue 'Save Settings' button on the far right. Click and wait a few seconds for the changes to save.



- You have changed your licence and allowed CBDC to access your observations. You can now leave the website (remember to sign out) or explore further.