




## HOW TO RECORD THE BUZZ – GUIDANCE

### 1. NEED A LITTLE HELP WITH WHERE YOU ARE RECORDING AND GRID REFERENCES?

Sometimes you may be recording in a particular park, on a walk or along a river, where it's not easy to provide an exact location for each record. So CBDC has set up some online tools to help you tell us where you have been.

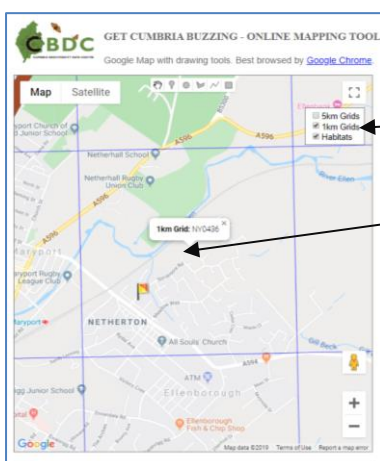
Visit our online mapping tools page: [https://www.cbdc.org.uk/about-us/projects/cumbria\\_buzzing\\_project/](https://www.cbdc.org.uk/about-us/projects/cumbria_buzzing_project/)



### HOW TO USE THIS PAGE:

Move around the map and zoom in to the place you will be recording.

1. Recording a general grid reference for an area, eg which 1km square you have been surveying.

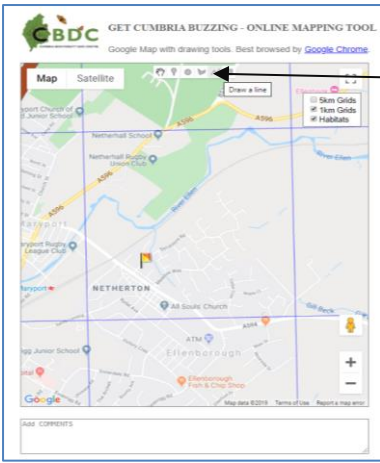


1. Check the 1km box only.

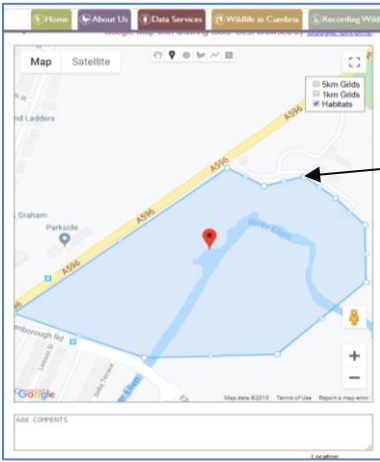
2. Click in the box where you are surveying.

3. Note the 1km grid reference on your recording form. Eg NY0436

2. If you want to be more specific. Draw your own boundary on the map and send it in with your records.



1. Click on a drawing tools.



2. Use the drawing tool to draw around the area you will be surveying.

If you go wrong – click the Reset Map button below.



3. It may be easier to use the full screen toggle and the satellite image to help draw around your area.

Use the point tool to highlight particular records



4. You can make notes in the box below the map. You can print this page to a printer or save to PDF.

## 2. WHAT'S BEEN SEEN ALREADY?

Visit our page <https://www.cbdc.org.uk/cumbria-buzzing-records/>

## 3. WAYS TO RECORD WHAT YOU HAVE SEEN?

There are a few different ways to Record the Buzz. Find the one that suits you best. However, there are 4 bits of information that we must have for every record

- What you have seen
- Where you saw it
- When you saw it
- The name of the person that saw it.

1. If you are a Get Cumbria Buzzing recorder, you may wish to download Get Cumbria Buzzing's 'Record the Buzz' form and take it with you while you're out and about recording pollinators.

**Download (PDF):**

[Record the Buzz Form](#)

**Download (Word):**

[Record the Buzz Form](#)

Please return forms back to CBDC via the contact details listed on this page, we'll share your records with the Get Cumbria Buzzing team.

2. If you start to collect a lot of records and want to keep a copy, then we recommend that you download the CBDC recording spreadsheet. For more information about this visit <http://www.cbdc.org.uk/recording-wildlife/share-your-records/>

Or you may wish to upload you records to iRecord. Set up your account here <https://www.brc.ac.uk/irecord/>

3. Alternatively you can join the Get Cumbria Buzzing Project on [iNaturalist](#), where you can upload your photographs and get help with identification.